



MINI-BRICK
FROM PACIFIC CLAY




Our Mini-Brick Collection offers impeccable style and durability. Featuring the look of full brick, but with a light weight advantage, our 1/2" thin brick offers the unique styling and versatile design capabilities essential for creative projects. Mini-Brick is manufactured under tightly controlled processes to ensure its beauty, durability and lasting value.

Use Pacific Clay Mini-Brick alone or accompanied with additional product offerings such as Bullnose, Pavers and Face Brick.



MODULAR



CLOSURE PAVER FLAT



Custom Color, Medical Building, Riverside, California



Red Flashed, Federal Building, Fresno, California







MODULAR CORNER



DARK IRON SPOT



MEDIUM IRON SPOT



ROSE TAN




RED FLASHED




MANUFACTURED USED



MANUFACTURED WHITE ONLY



BURGUNDY



SUNSET RED



BROWN FLASHED

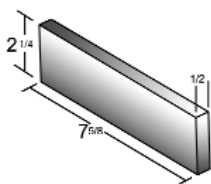


Red Flashed, *Western Federal Savings*



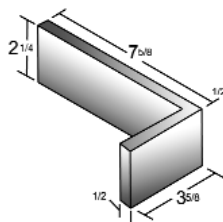
SPECIFICATIONS

All Pacific Clay Mini-Brick meet or exceed the requirements of specification ASTM-C-1088, type TBX.



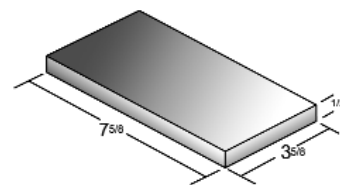
MODULAR

Size: 1/2" x 2-1/4" x 7-5/8"
Weight: .7 lb. per piece
Coverage: 6.7 pieces per sq. ft.
 (using 1/2" grout line)
Packaging: 100 pieces per box,
 30 boxes per pallet



MODULAR CORNER

Size: 1/2" x 2-1/4" x 7-5/8" x 3-5/8"(return)
Weight: .8 lb. per piece
Coverage: 5 pieces per lineal ft.
 (using 5" grout line)
Packaging: 50 pieces per box,
 33 boxes per pallet



CLOSURE PAVER FLAT

Size: 1/2" x 3-5/8" x 7-5/8"
Weight: .9 lb. per piece
Coverage: 4.5 pieces per sq. ft.
 (using 1/2" grout line)
Packaging: 60 pieces per box,
 30 boxes per pallet

Bricks in this brochure were photographed and printed to match the original brick as closely as possible; however, production runs vary slightly in color. Color ranges occur in each production run.

Pacific Clay's colors are produced from natural clays - color ranges are inherent in the product and should be sampled accordingly. Weights listed are averages; individual bricks may vary in dimension and weight while maintaining accordance with ASTM specifications.

Pacific Clay Brick Products maintains the right to revise packaging and products inventories.



Revised 2/05

14741 LAKE STREET, LAKE ELSINORE, CA 92530

(951) 674-2131 • Fax (951) 674-6383 • website: www.pacificclay.com