

FACE BRICK
FROM PACIFIC CLAY

Pacific
Clay



Pacific Clay Brick Products' Face Bricks are available in a variety of textures, sizes and colors. Our bricks are aesthetically pleasing while meeting the most exacting and structural demands. The attractive colors and textures offer design flexibility for contemporary or traditional designs and are genuine in every detail. Face Brick assures durability, convenience and everlasting beauty for any remodel, commercial or residential project. Our record of reliability is industry recognized.

Pacific Clay's Face Brick offers an exquisite companion to our entire standard color line of Bullnose and Paver products.



*University of Southern California
Parkside International
Residential College
Blend of custom colors*



*Sherwood Country Club
Lake Sherwood, California
Blend of custom colors*



*City Front Terrace
San Diego, California
Light and Dark Iron Spot
Custom Shapes & Sizes*

WESTERN RIDGE COLOR SAMPLES

Assuring durability, convenience, and everlasting beauty, the Western Ridge residential line offers an exquisite companion to our entire line of products.



SEGUNDO MODULAR



SUMMER GLACIER




BLACK HILLS COMMON



MADEIRA



SIERRA MIST



NAPA



CHEYENNE



RED FLASHED VELOUR




BROWNVILLE





Residential home utilizing:
Merlot Tumbled and Mt. Whitney
Western Ridge Face Brick



MERLOT TUMBLED



MT. WHITNEY




MESA TUMBLED



DARK HERITAGE RED



FRISCO TUMBLED



BURGUNDY VELOUR





University of California,
Riverside
Science Library



University of
Southern California
Popovich Hall



COLOR SAMPLES



ROSE TAN



MEDIUM IRON SPOT



MANUFACTURED USED



BERGUNDY



DARK IRON SPOT



SUNSET RED



STERLING GREY



RED FLASHED



RED COMMON



LIGHT IRON SPOT



ROYAL SALTILLO



MANUFACTURED WHITE ONLY

SPECIFICATIONS

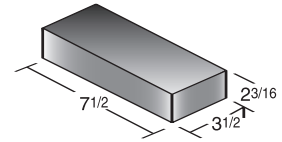
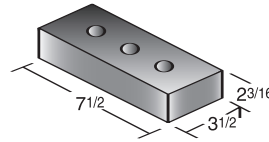
* Pacific Clay Face Brick meet or exceed the requirements of specification ASTM-C-216

* #712 MODULAR (Kord/Solid, Velour Texture)

Colors: KORD - Burgundy, Dark Iron Spot, Light Iron Spot, Medium Iron Spot, Red Flashed and Sunset Red.
SOLID - Pacific Rose, Rose Tan, Sterling Grey, Sunset Red, Red Flashed, Royal Saltillo, Medium Iron Spot, Light Iron Spot, Dark Iron Spot, Brown Flashed, Burgundy.

Weight: KORD - 3.8 lbs. each
SOLID - 4.5 lbs. each

Coverage: Veneer 6.75 pcs. per sq. ft. (using 1/2" grout line)
Paving 4.5 pcs. per sq. ft. (using 1/2" grout line)

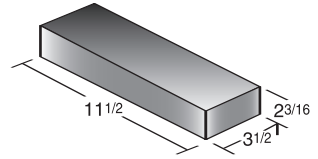
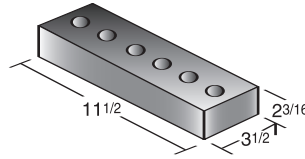


* NORMAN (Kord/Solid, Velour Texture)

Colors: KORD - All custom.
SOLID - Sunset Red, Red Flashed.

Weight: KORD - 6.2 lbs. each
SOLID - 6.6 lbs. each

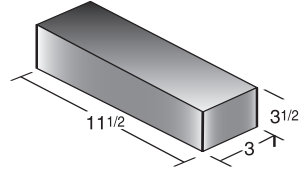
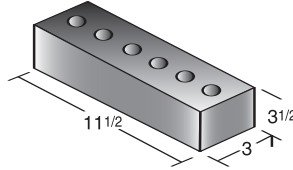
Coverage: Veneer 4.5 pcs. per sq. ft. (using 1/2" grout line)
Paving 3.0 pcs. per sq. ft. (using 1/2" grout line)



* CONTINENTAL (Kord/Solid, Velour Texture) (Custom order item)

Weight: KORD - 8 lbs. each
SOLID - 9.3 lbs. each

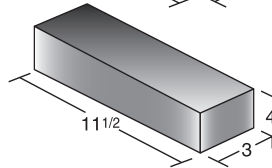
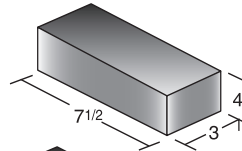
Coverage: 3 pcs. per sq. ft. (using 1/2" grout line)



* PADRE (Solid, Special Padre Texture/Color Only) 8"

Weight: SOLID - 6.7 lbs. each
Coverage: 4 pcs. per sq. ft. (using 1/2" grout line)

12"
Weight: SOLID - 10 lbs. each
Coverage: 3 pcs. per sq. ft. (using 1/2" grout line)



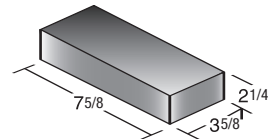
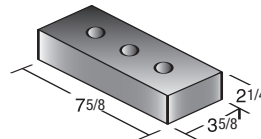
* WESTERN RIDGE (Kord/Solid)

Colors: KORD - Merlot, Mt. Whitney, Mesa Tumbled, Dark Heritage Red, Frisco Tumbled, Burgundy Velour, Segundo Modular, Summer Glacier, Black Hills Common, Madeira, Sierra Mist, Napa, Cheyenne, Red Flashed Velour, Brownville

SOLID - Merlot, Mt. Whitney, Mesa Tumbled, Dark Heritage Red, Frisco Tumbled, Burgundy Velour, Segundo Modular, Summer Glacier, Black Hills Common, Madeira, Sierra Mist, Napa, Cheyenne, Red Flashed Velour, Brownville

Weight: KORD - 3.8 lbs. each
SOLID - 4.5 lbs. each

Coverage: Veneer 6.75 pcs. per sq. ft. (using 1/2" grout line)
Paving 4.5 pcs. per sq. ft. (using 1/2" grout line)



Bricks in this brochure were photographed and printed to match the original brick as closely as possible; however, production runs vary slightly in color. Color ranges occur in each production run.

Pacific Clay's colors are produced from natural clays - color ranges are inherent in the product and should be sampled accordingly. Weights listed are averages; individual bricks may vary in dimension and weight while maintaining accordance with ASTM specifications.

Pacific Clay Brick Products maintains the right to revise packaging and products inventoried.

