

BRICK PAVERS

FROM PACIFIC CLAY





Private Home, Pleasanton, CA
Red Flashed – Bear Path



Sherwood Country Club Clubhouse, Lake Sherwood, CA
#712 Modular Paver, Sunset Red



Private Home, Sarasota, FL
Dark Iron Spot – 712 Paver with matching Bullnose

After more than 100 years of manufacturing quality clay products, Pacific Clay continues its tradition of introducing innovative new products to meet the needs of our customers. Now the Pacific Clay line of brick pavers gets even better with our three distinct lines – Pavers – mortised, hard, durable, low maintenance and long lasting – Bear Path™ – beveled edge Paver with accurate spacing lugs

and – Crown Cobble – our latest beveled edge, mortarless Paver. Natural clay brick is easy to install, low in maintenance, colorfast, low in absorption, high strength, durable, freeze thaw resistant. Our pavers are so durable that Architects, Builders and Contractors feel secure in using them on sidewalks, driveways, or even city streets. As always, the benefits of our clay brick

far exceed the cost of concrete. Because our pavers are so easy to install, homeowners can feel confident that they will get a finished project that is both beautiful and inexpensive. If you are looking for the beauty and quality of brick pavers at an affordable price, with a variety of colors to choose from...think Pacific Clay, the total brick solution for all your paving needs.

Houston, TX
Burgundy and Dark Iron Spot
Bear Path Pavers



COLOR SAMPLES



LIGHT IRON SPOT



ROSE TAN



DARK IRON SPOT



LA PAZ



BURGUNDY



ROYAL SALTILLO



BROWN FLASHED



MEDIUM IRON SPOT




RED FLASHED




PUEBLO



SUNSET RED



MANUFACTURED USED



MANUFACTURED ALL WHITE



STERLING GREY



BEAR PATH™

Bear Path™ is a beveled edge Paver with accurate spacing lugs. The lugs on the sides of each Paver automatically space the pavers the correct distance apart, while the beveled edges provide excellent pattern accents.

Bear Path™ Pavers are available in six colors, Sunset Red, Burgundy, Red Flashed, Light Iron Spot, Medium Iron Spot and Dark Iron Spot.

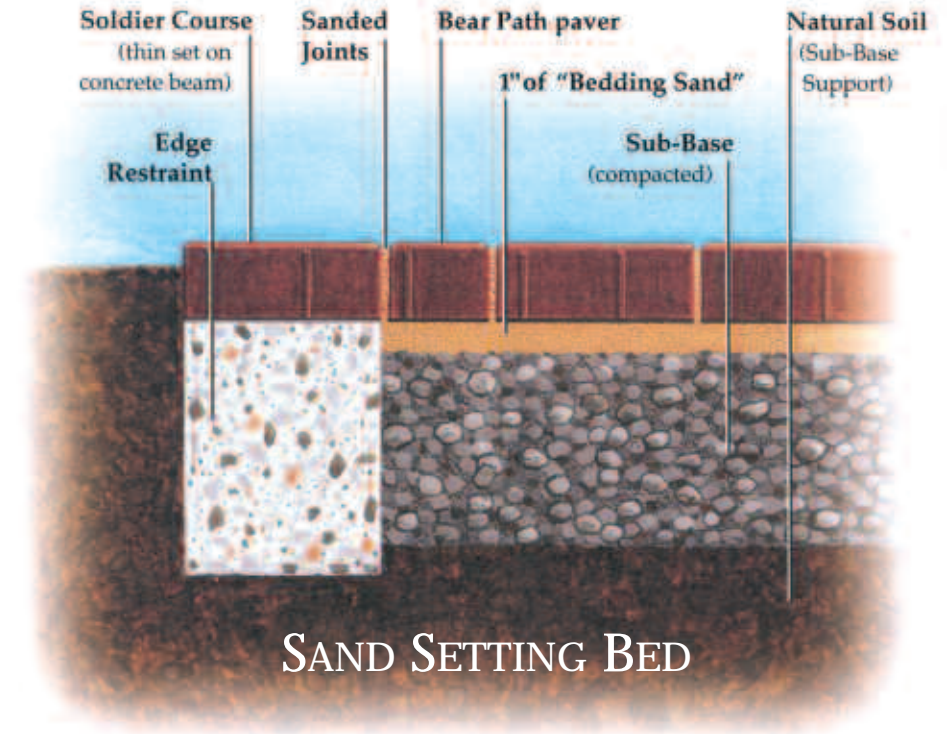
Bear Path™ is easy to install. Spacing lugs on each side of the Paver provide an automatic $\frac{1}{16}$ " spacing to allow for the sand joint. The beveled edges beautifully accent the Paver allowing you to lay the brick in any pattern you choose. Depending on the requirements of the project, choose the installation method that best suits your needs. Here are a couple of ways you can install the Bear Path™ Paver.



*Private Home, San Diego, CA
Light Iron Spot with Dark Iron Spot trim – Bear Path*



*Private Home, San Francisco, CA
Medium Iron Spot – Bear Path*

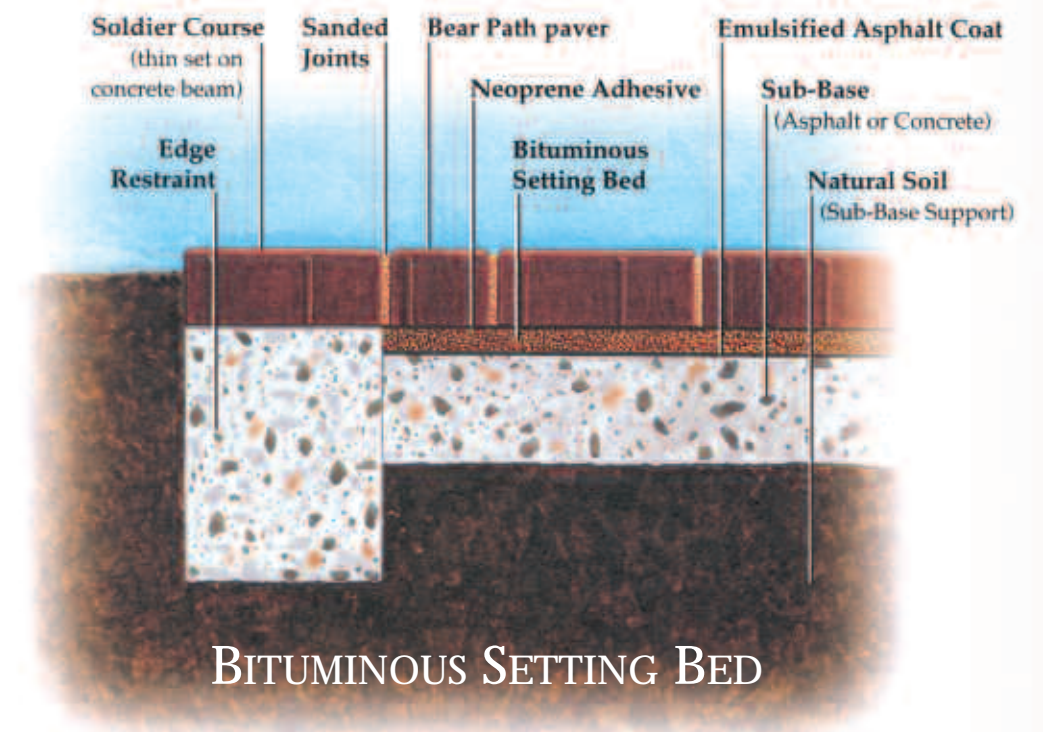


These basic paving systems have some elements in common: the brick pavers, a setting or level bed and a base. Some bases, such as concrete or bituminous, usually require a sub base.

These mortarless paving systems offer a choice of flexible, semi-rigid bases. Because of their precise dimensions, Bear Path™ Pavers can be installed rapidly and economically as a great alternative to

concrete and concrete pavers.

The design considerations for various types of paving systems vary with regard to their intended use. Several important factors such as sub-grade, loads, traffic, drainage and movement must all be adequately addressed to ensure proper installation.





CROWN COBBLE COLLECTION


The Crown Cobble Collection is our second mortarless Paver. It has the same characteristics as our Pavers and Bear Path™ Pavers in that it is strong, solid with permanent colors, is durable, easy to install and is a low maintenance product. It comes in three different dimensional configurations that

allow you to create unique pattern alternatives: Random, Pinwheel and Modular patterns.


Crown Cobble comes in four colors: Sterling Grey, Burgundy, Royal Saltillo and Dark Iron Spot.

SUGGESTED PATTERNS


Coverage for all three patterns is 133 pieces of each size per 100 sq. ft.



RANDOM PATTERN



MODULAR PATTERN



PINWHEEL PATTERN

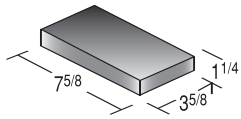
INSTALLATION

See Sand Setting Bed Illustration in Bear Path section

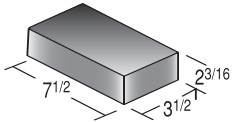
1. Excavate existing sub grade material, allowing 4-6 inches for replacement with #2 base rock.
2. An "edge restraint" should be installed on all sides of the paving project to prevent lateral movement.
3. Compact the area excavated and backfill and level, make sure the surface conforms to the desired grade (slope).
4. Place Paver Base Sand over the #2 base and screed (level) the sand bed to a uniform 1" - 1 1/4" depth to conform with the required grade.
5. Choose your desired installation pattern. Place the cobble units in that pattern allowing a 1/8" joint between units.
6. Spread approximately 1/8" of sand over the entire area and sweep sand into joints.
7. Place the suitable cushioning device on plate compactor and compact area to make sure sand is set in joints.
8. Again, sweep and then wash sand into joints to complete filling joint process.

SPECIFICATIONS

All Pacific Clay Pavers meet or exceed the requirements of Specification ASTM C-902



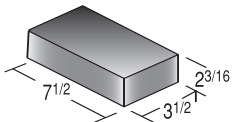
758 PAVER (Solid, Wirecut)
 Colors: Brown Flashed*, Burgundy, Dark Iron Spot*, Red Flashed*, Light Iron Spot*,
 Medium Iron Spot*, Pacific Rose, Rose Tan, Royal Saltillo*, Sterling Grey, Sunset Red,
 La Paz, and Pueblo.
 Weight: 2.8 lbs. each.
 Coverage: 4.5 pcs. per sq. ft. (using 1/2" grout line)



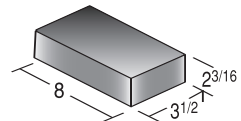
712 PAVER (Solid, Wirecut)
 Colors: Brown Flashed*, Burgundy, Dark Iron Spot*, Red Flashed*, Light Iron Spot*,
 Medium Iron Spot*, Pacific Rose, Rose Tan, Royal Saltillo*, Sterling Grey, Sunset Red,
 La Paz, and Pueblo.
 Weight: 4.4 lbs. each.
 Coverage: 4.5 pcs. per sq. ft. (using 1/2" grout line)



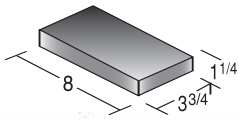
1112 PAVER (Solid, Wirecut)
 Colors: Red Flashed*, Sunset Red.
 Weight: 6.6 lbs. each.
 Coverage: 3.0 pcs. per sq. ft. (using 1/2" grout line)



DIE SKIN PAVER (Solid, Wirecut)
 Colors: Burgundy, Dark Iron Spot*, Red Flashed*, Light Iron Spot*, Medium Iron Spot*,
 Sunset Red.
 Weight: 4.5 lbs. each.
 Coverage: 4.5 pcs. per sq. ft. (using 1/2" grout line)



SEGUNDO STANDARD - 3 3/4 x 2 3/16 x 8"
 Colors: Segundo Red, Manufactured Used, Manufactured Used - White Only
 Weight: 5.0 lbs. each.
 Coverage: 4.5 pcs. per sq. ft. (using 1/2" grout line)



SEGUNDO SPLIT - 3 3/4 x 1 1/4 x 8"
 Colors: Segundo Red, Manufactured Used, Manufactured Used - White Only
 Weight: 3.8 lbs. each.
 Coverage: 4.5 pcs. per sq. ft. (using 1/2" grout line)




BEAR PATH PAVER - 2 1/4" (Solid, Velour)
 Colors: Sunset Red, Burgundy, Dark Iron Spot*, Red Flashed*, Light Iron Spot*,
 Medium Iron Spot*.
 Weight: 4.5 lbs. each.
 Coverage: 5.8 pcs. per sq. ft. (sand set no grout joint)

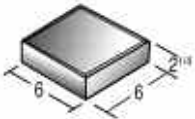


BEAR PATH PAVER - 2 5/8" (Solid, Velour) **Custom Order Only**
 Colors: Sunset Red, Burgundy, Dark Iron Spot*, Red Flashed*, Light Iron Spot*,
 Medium Iron Spot*.
 Weight: 6.4 lbs. each.
 Coverage: 5.8 pcs. per sq. ft. (sand set no grout joint)


Pacific Clay Crown Cobble exceed ASTM C-902 SX specifications for pedestrian and light traffic paving brick.



3" x 2 1/4" x 6"
 Colors: Burgundy, Dark Iron Spot, Royal Saltillo and Sterling Grey.
 Weight: 2.8 lbs. ea.
 Coverage: Please see Crown Cobble Section



6" x 2 1/4" x 6"
 Colors: Burgundy, Dark Iron Spot, Royal Saltillo and Sterling Grey.
 Weight: 5.7 lbs. ea.
 Coverage: Please see Crown Cobble Section



9" x 2 1/4" x 6"
 Colors: Burgundy, Dark Iron Spot, Royal Saltillo and Sterling Grey.
 Weight: 8.5 lbs. ea.
 Coverage: Please see Crown Cobble Section

CUSTOM COLORS AND SIZES AVAILABLE (minimum order quantities apply).
 Call Pacific Clay for literature on our full family of products such as Bullnose, Face Brick, and Mini-Brick.

Bricks in this brochure were photographed and printed to match the original brick as closely as possible; however, production runs vary slightly in color. Color ranges occur in each production run.

Pacific Clays colors are produced from natural clays - color ranges are inherent in the product and should be sampled accordingly. Weights listed are averages; individual bricks may vary in dimension and weight while maintaining accordance with ASTM specifications.

Pacific Clay Products maintains the right to revise packaging and products inventoried.

*Wide Color Range

14741 Lake Street, Lake Elsinore, CA 92530 • (951) 674-2131 • Fax (951)674-6383 • www.pacificclay.com
 © Pacific Clay Copyright 2004. All rights reserved.

COLOR SAMPLES

Legend:

P Paver **B** BearPath **C** Cobblestone

