



BELDEN
CLAY PAVERS

PO Box 20910
Canton, Ohio 44701-0910
Phone: 330.456.0031
www.beldenbrick.com




An ISO 9001:2008 Registered
Quality Management System

Pawnee Pavers with Regimental Red Accent



BELDEN
THE BELDEN BRICK COMPANY



GENUINE CLAY
PAVERS



CITY LINE PAVERS

BELDEN PAVERS ARE LASTING, DURABLE AND TIMELESS



ADMIRAL RED



ADMIRAL FULL RANGE



CHESTNUT HILL CLEAR



CHESTNUT HILL FULL RANGE



CLARET



CLARET FULL RANGE



KODIAK BROWN



LANDMARK GRAY



LIGHTHOUSE GRAY



NUTMEG CLEAR



NUTMEG FULL RANGE



REGIMENTAL FULL RANGE



REGIMENTAL RED



SIENNA BLEND



TUMBLEWEED



WHEATFIELD

AVAILABLE IN CHAMFERED WITH LUGS,
CHAMFERED EDGE AND STRAIGHT EDGE.



CHAMFERED W/LUGS



CHAMFERED EDGE



STRAIGHT EDGE



4" X 4" PAVER



ADA PAVER

8" X 8" CITY LINE PAVERS



ADMIRAL RED



CHESTNUT HILL



CLARET



LANDMARK GRAY



LIGHTHOUSE GRAY



NUTMEG



REGIMENTAL RED



SIENNA BLEND



TUMBLEWEED



WHEATFIELD

BELCREST PAVERS



BELCREST 100



BELCREST 350



BELCREST 500



BELCREST 530



BELCREST 560



BELCREST 700



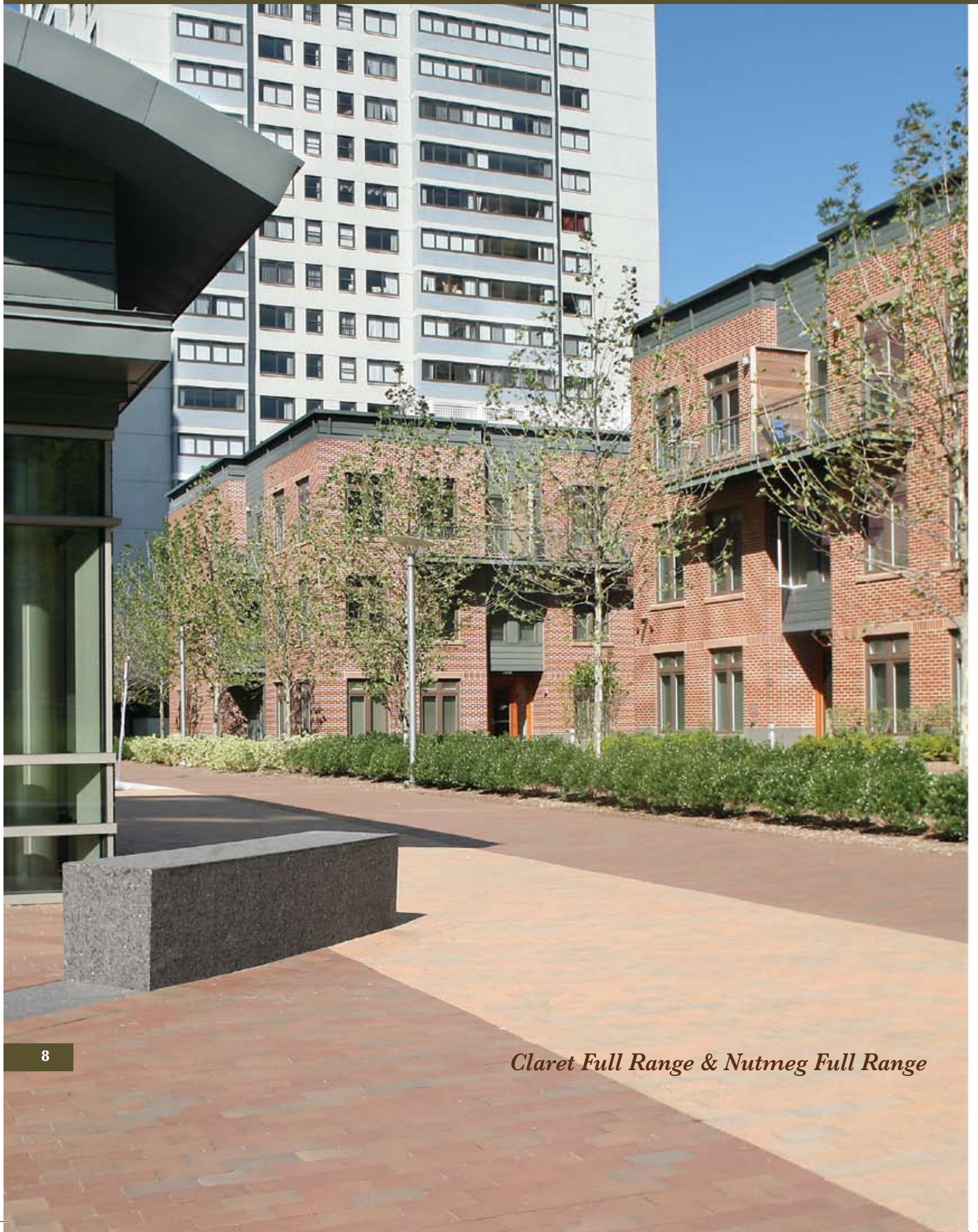
BELCREST 730



BELCREST 760



SANDMOLD PAVER





CITY LINE PAVERS

COMPLEMENT & ENHANCE WITH BELDEN PAVERS



SIENNA BLEND



REGIMENTAL FULL RANGE

Express your vision of comfortable living with brick pavers. Brick walks, patios and driveways add character, charm and color permanence no other paving material can match.

Brick pavers are also easy to install, whether you hire a contractor or do it yourself. Regardless of the application, a highly stable and durable paving project requires proper installation.

Belden Brick manufactures both extruded and molded pavers which, due to their low water absorption and high compressive strength, perform exceptionally well in a variety of applications. The type of paver you choose will depend on the aesthetics of your design scheme.

An Environmental Solution.

Solutions

ANTIQUÉ COLONIAL PAVERS

DESIGN FOR THE FUTURE WITH A TRADITIONAL FAVORITE FROM THE PAST.



ALAMO BLEND



BEECHWOOD BLEND



POLAR WHITE CLEAR



ROSEWOOD BLEND



ROSEWOOD CLEAR



ST. ANNE BLEND



ST. ANNE CLEAR



The basic components necessary for a successful paving project include:

- Prepared Sub Grade
- Stable Edging/Curbing Materials
- Well Compacted Base
- 1" Bedding Course
- Proper Drainage System
- Jointing Sand
- Brick Pavers

Whether employed in Colonial, Classical, Modern or Contemporary projects, Belden pavers are keeping pace with the latest design trends. From town squares and streets to commercial and residential buildings, brick paving is ideal for enhancing or complementing private and public spaces.

Due to printing limitations and lighting variations, the color may vary from the actual brick. We recommend viewing brick samples prior to selection. See your authorized Belden Brick dealer.

ABOVE: ST. ANNE CLEAR

RIGHT: ST. ANNE CLEAR



BELDEN BRICK

QUALITY SINCE 1885



The Belden Brick Company offers several custom options in pavers to enhance your projects appearance.

We can provide various sizes, colors, textures and design enhancements to make corporate logos, symbols, and messages stand out as a focal point. Contact The Belden Brick Company for assistance in creating timeless beauty and customer awareness for your next project.



TOP PHOTO: 470-479 MEDIUM & CLARET

ABOVE: PAWNEE, SIENNA BLEND & NUTMEG FULL RANGE

RIGHT: PAWNEE, SIENNA BLEND & NUTMEG FULL RANGE

BEEHIVE PAVERS

BELDEN BRICK OFFERS A VARIETY OF CLAY PAVERS TO MEET ANY DISCRIMINATING TASTE

DISTRIBUTOR NETWORK – With nearly 250 distributors across the country, Belden Brick regional sales managers and our service and production personnel are available to help you select and receive a quality product that will last for many years to come.



We pride ourselves on being able to facilitate quick response to any services or needs that our customers may require. Let our fast and friendly customer service agents help you to select the product that will best suit your next project.



EBONY BLACK PAVER



MADRID BLEND PAVER



PAWNEE RED PAVER



470-479 DARK RANGE SMOOTH



PAWNEE PAVER



PAVER SIZES & SPECIFICATIONS

City Line Pavers are manufactured with chamfered edges and spacer lugs. Other options are chamfered edge with no lugs, and straight edge. 8" x 8" units and ADA compliant units are also available. Two different size options are available. Standard size 2-1/4" thickness x 4" width x 8" length to meet ASTM C 902-09 pedestrian & light traffic paving brick specifications or Jumbo size 2-3/4" thickness x 4" width x 8" length to meet ASTM C 1272-07, Type F, standard specification for heavy vehicular paving brick. Lugs are not available on 8" x 8" or ADA Pavers.

Belcrest line of paving brick is available in Modular size, 2-1/4" thickness x 3-5/8" width x 7-5/8" length. These paving brick meet ASTM C 902-09 pedestrian and light traffic paving brick specifications.

Antique Colonial Series of paving brick is available in Standard 2-1/4" thickness x 4" width x 8" length, Jumbo 2-3/4" thickness x 4" width x 8" length units and 2-1/4" thickness x 4" width x 8" length and 2-3/4" thickness x 8" width x 8" length with Dutch Chamfered edges. Modular units are also available in 2-1/4" thickness x 3-5/8" width x 7-5/8" length. Dutch Chamfer is not available on Modular size units. These paving brick meet ASTM C 902-09 Pedestrian and Light Traffic Paving Brick specifications.

Pawnee & Pawnee Red Pavers are available in Standard size 2-1/4" thickness x 4" width x 8" length and meet ASTM C 902-09 specifications. Also available in 3" thickness to meet ASTM C 1272-07 specifications. Available in square edge only.

470-479 Dark Range Pavers are available in several sizes. 1-1/8" thickness x 3-5/8" width x 7-5/8" length, smooth texture; 2-1/4" thickness x 3-5/8" width x 7-5/8" length, smooth or wire-cut texture; and 2-1/4" thickness x 4" width x 8" length, smooth or wire-cut texture. These brick meet ASTM C 902-09 specifications. Also available in 3" thickness to meet ASTM C 1272-07 specifications. Available in square edge only.

Ebony Black & Madrid Blend Pavers are available in 2 sizes. 1-1/8" thickness x 3-5/8" width x 7-5/8" length and 2-1/4" thickness x 3-5/8" width x 7-5/8" length. These brick meet ASTM C 902-09 specifications. Also available in 3" thickness to meet ASTM C 1272-07 specifications. Available in square edge only.

Belden Brick makes pavers as standard items in several extruded and soft mud varieties. In addition to stock items, we can manufacture paving brick to match or complement nearly every range of face brick we produce. Contact your local Belden distributor for specific applications.

For installation information and technical assistance on paving brick applications please refer to the Brick Industry Associations website at www.gobrick.com and click on the technical notes section. Series 14 in the Technical Notes will provide you with assistance in applications and materials.





Belcrest 350

CITY LINE PAVERS

BELDEN PAVERS ARE LASTING, DURABLE AND TIMELESS

In 2010, The Belden Brick Company will celebrate 125 years of Brick Manufacturing. Our slogan “The Standard of Comparison since 1885” has been cultivated and adhered to for Five Generations of management. A national leader in the brick industry, we operate seven brick plants that utilize state-of-the-art tunnel kilns, as well as traditional beehive kilns.



We are proud to provide our customers with the latest textures, colors, shapes and sizes that continually increase the overall enjoyment of this timeless building material. So let your imagination run free. Create your vision of beauty from one of the many selections of Belden Paving brick shown here or refer to our website at www.beldenbrick.com for additional brick styles and colors.

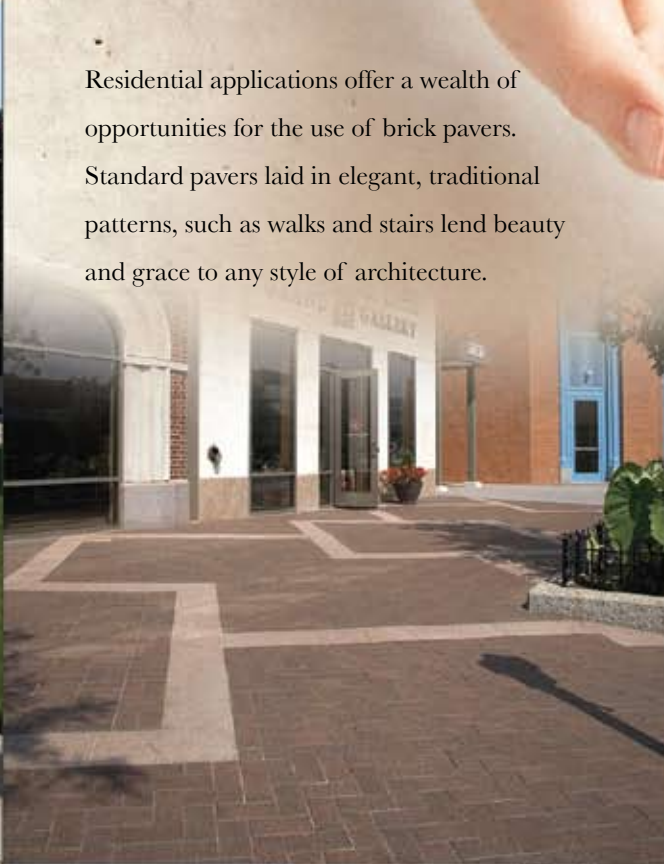
TOP PHOTO: LANDMARK GRAY, TUMBLEWEED & SIENNA BLEND
ABOVE LEFT: REGIMENTAL FULL RANGE
ABOVE: NUTMEG, REGIMENTAL RED & CLARET

Unique

Clay Pavers ... Beautiful and Unique

Residential applications offer a wealth of opportunities for the use of brick pavers. Standard pavers laid in elegant, traditional patterns, such as walks and stairs lend beauty and grace to any style of architecture.

Due to their durability and aesthetics, brick streets are making a comeback. Paved with warm colors and traditional patterns, these streets complement the surrounding architecture.



ABOVE LEFT: SIENNA BLEND

ABOVE: REGIMENTAL RED

LEFT: NUTMEG FULL RANGE, REGIMENTAL RED & CLARET



BELCREST PAVERS

FOR PEDESTRIAN AND LIGHT TRAFFIC PROJECTS

LEFT: BELCREST 530

BELOW: BELCREST 530



Due to the printing limitations and lighting variations, the color represented in the pictures may vary from the actual brick. We recommend viewing the brick samples prior to selection. See your authorized Belden Brick dealer.



Belcrest pavers are ideally suited for light traffic projects such as driveways and perform exceptionally well in the most demanding situations and climates. From simple to intricate designs, brick driveways offer permanence and timeless beauty with through body color that never fades.

ABOVE: BELCREST 760
CENTER TOP: BELCREST 530
CENTER BOTTOM: BELCREST 760

Serene

Natural Beauty to the Surroundings

